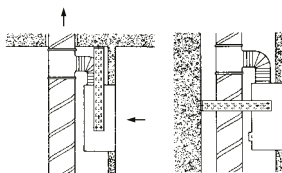


## Mounting kits

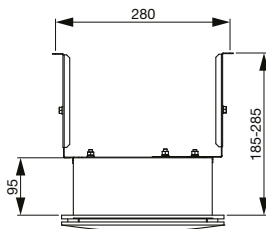

### SILENT mounting bracket



example of installation in a riser shaft  
using brackets, dimensions  
of the brackets on request

- positionally adjustable two-part console, fixing with screws and nuts
- used for fixing SILENT ECO U fans (the fans are equipped with a fireproof box) in riser shafts or behind brick or plaster-board partitions
- dimensions correspond to the listed fans

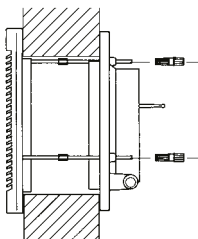

### SILENT ECO-U KP mounting bracket



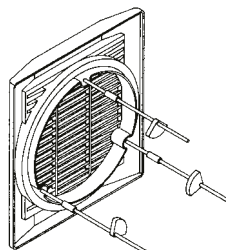
Mounting bracket for fixing in lowered ceilings.

- easy installation
- adjustable installation height 185–285 mm
- galvanized material

### MS-HV – mounting kit

7<sup>1</sup>

wall mounting with external grid



external grid

- suitable for HV fans for wall mounting
- threaded rods have an M4 thread