

Technical parameters

Cabinet

it is made of galvanized sheet, painted in the color RAL 9010. Other colors on request. The exhalation part is thermal and noise-insulated and finished with an anodized adjustable aluminum blind. Part of the curtain is a suction filter (water curtains).

Fans

Direct drive radial fans are used. Single-phase asynchronous motors with output thermal contacts enable regulation by changing the voltage. Protection IP22, also EC motors on request.

Regulation

is performed using the DR-CP4 controller, to which only 1 aperture can be connected. The regulator is intended for AC motors, it allows the connection of a door contact and a room thermostat. Alternatively, there is a regulation that enables the connection of the DR-CPhr touch panel, which is intended for both AC and EC motors, allows manual control and control of superior systems (Modbus, BMS) and is equipped with other additional functions (time clock, anti-freeze protection, door contact, shutter chaining and more).

Frost protection

The blinds supplied are circulating with air intake from the room and are therefore not equipped with anti-freeze protection.

Heater

is electric or water, on request also without heater. Water heaters are equipped with an EU2 filter as standard.

Electrical connection

Cable glands are located in the upper part of the cabinet.

Mounting

The blinds can be mounted on the wall or suspended from the ceiling. The recommended mounting height is 2.6m for the

E,W shutters and 2.8m for the E1 and W1 shutters.

Accessories

- DR-CPhr touch programmable controller with LCD panel
- DR-CP4 standard controller for 1 aperture
- DR-CS suspended ceilings
- DR-MAGNET door contact
- DR-ETV2 high-flow electrothermal 2-way valve
- DR-PIV2 electrothermal 2-way pressure-independent valve
- DR-C5, C10 diaphragm/controller connecting cable
- DR-CC5, CC10 Aperture/Aperture Connection Cable
- DR-TR room thermostat
- DR-RFC wireless controller

Information

Air door screen in a design with easy installation suitable for commercial premises and industrial buildings such as banks, hotels, administrative premises, light industry, supermarkets and others.

Type key

DOR-N-W-13-1000-4 RAL 9010

- | | | | | | |
|-------------------|------------------------------------|----------------------|--|-------------------------------------|-------------------------------|
| 1 | 2 | 3 | 4 | 5 | 6 |
| 1 – aperture type | 2 – type of heater | 3 – performance (kW) | 4 – door width (1000, 1500, 2000, 2500 mm) | 5 – control method | 6 – colour, standard RAL 9010 |
| | F – without heater | | | 4 – control for DR-CP4 controller | |
| | W – water | | | without marking – control for touch | |
| | W1 – water with increased power | | | DR-CPhr touch panel | |
| | E – electric | | | | |
| | E1 – electric with increased power | | | | |

Additional illustrations



wall-mounted remote control DR-CP4



DR-CPhr programmable touch controller with LCD panel



DR-MAGNET door contact



ErP conform

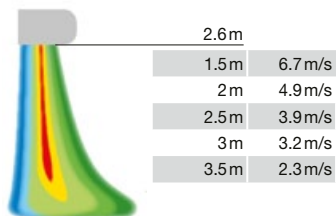


consultation
and aperture design
phone 724 071 506

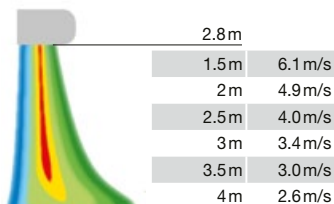


consultation
regulation on
phone 602 679 469

Additional illustrations



DOR-N-E, W
distance from the aperture/air velocity



DOR-N-E1, W1
distance from the aperture/air velocity



electrothermal actuator for 2-way
or 3-way valve

Characteristics

Technical data

door width	mm	1000	1500	1500 *	2000	2000 *	2500
air flow	m³/h	2100	3200	3650	4300	5250	5400
acoustic performance	dB(A)	55	58	62	61	62	63
weight	kg	44	67	69	85	86	110
cover		IP22	IP22	IP22	IP22	IP22	IP22

ventilator							
input power	W	540	810	1080	1080	1350	1350
current	A	2.4	3.6	4.8	4.8	6	6
voltage	V	230	230	230	230	230	230

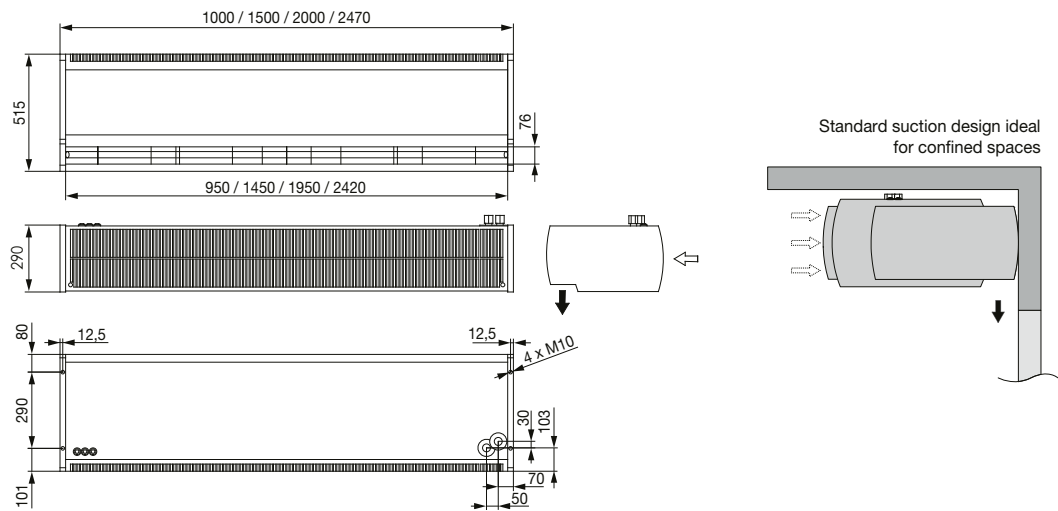
electric heater		DOR-N-E-7-1000	DOR-N-E-15-1500	DOR-N-E1-15-1500	DOR-N-E-20-2000	DOR-N-E1-22-2000	DOR-N-E-22-2500
power degree 1	kW	5	7.5	7.5	12.5	15	15
power degree 2	kW	7.5	10	10	15	17.5	17.5
power degree 3	kW	–	12.5	12.5	17.5	20	20
power degree 4	kW	–	15	15	20	22.5	22.5
voltage	V	400	400	400	400	400	400

water heater 80/60 °C **		DOR-N-W-13-1000	DOR-N-W-22-1500	DOR-N-W1-24-1500	DOR-N-W-32-2000	DOR-N-W1-36-2000	DOR-N-W-40-2500
performance	kW	13.5	22.5	24.3	32.3	36.2	40.9
pressure loss	kPa	7	5.1	5.8	12.6	15.5	9.7
water flow	m³/h	0.58	0.94	1	1.37	1.55	1.73
water connection	mm	3/4" – internal	3/4" – internal	3/4" – internal	3/4" – internal	3/4" – internal	3/4" – internal

water heater 60/40 °C **		DOR-N-W-13-1000	DOR-N-W-22-1500	DOR-N-W1-24-1500	DOR-N-W-32-2000	DOR-N-W1-36-2000	DOR-N-W-40-2500
performance	kW	7.5	12.6	13.5	18.6	20.7	23.4
pressure loss	kPa	2.6	1.9	2.2	5	6.1	3.8
water flow	m³/h	0.29	0.54	0.58	0.79	0.86	0.97
water connection	mm	3/4" – internal	3/4" – internal	3/4" – internal	3/4" – internal	3/4" – internal	3/4" – internal

* variants with increased performance

** the parameters of the water heaters are calculated for the specified temperature gradients, inlet air temperature +18 °C and maximum air output

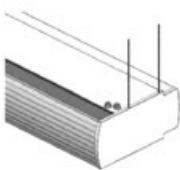


Type	DOR-N-1000	DOR-N-1500	DOR-N-2000	DOR-N-2500
recommended installation height [m]	2.6	2.6/2.8*	2.6/2.8*	2.6
length D [mm]	998	1498	1998	2468
height V [mm]	328	328	328	328
depth H [mm]	700	700	700	700

* variant with increased power (E1/W1)

Hanging options

4



DR-CS suspended from the ceiling



DR-CW wall hanging

DR-CP4 – wall-mounted remote control



DR-CP4



DR-CP4 EC

The controller is designed to control one air curtain with AC fans without the possibility of chaining the curtains, with the possibility of connecting external elements.

The DR-CP4 EC controller is available for air curtains with EC fans.

- potential-free door contact connection including adjustable device time
- possibility to connect a room thermostat
- control of the electrothermal valve
- IP20 cover
- dimensions W×H×D 71×71×25 mm
- surface mounting
- cable length max. 100 m

DR-CPhr – programmable touch panel



Intelligent touch panel developed to control air curtains with AC and EC fans. The panel offers the user the possibility to control the air curtain manually, from a higher-level system (BMS) or via Modbus protocol.

- aperture control according to discharge or room temperature
- weekly time clock
- possibility of connecting a potential-free door contact including adjustable device time
- fan and heating control from the BMS
- frost protection of the space
- MASTER/SLAVE serial air curtain chaining
- connection between screen and controller via UTP cable with RJ45 connector
- cover IP20
- dimensions W×H×D 125×90×32 mm
- wall mounting
- cable length max. 100 m