Rigid Ductwork + Fittings

Spiro



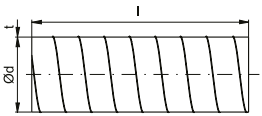

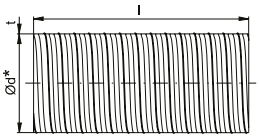

technical parameters

Seamed ductwork made of galvanized sheet metal.

- for mechanical ventilation and air conditioning systems
- for smoke and dust extraction
- highly mechanically resistant
- natural galvanized finish

Note:
The ductwork is produced by local manufacturers; therefore, minor variations in specifications may occur.

ø mm	max. overpressure [Pa]	max. negative pressure [Pa]
80–280	6300	2500
300–560	5000	1400
600–900	4000	800
1000–1600	3150	400

d [mm]	obvod [m]	plocha [m²]	t [mm]	l [mm]	m_l [kg/m]
80	0,251	0,005	0,5	3000	1,01
100	0,314	0,008	0,45	3000	1,14
112	0,352	0,010	0,5	3000	1,42
125	0,393	0,012	0,45	3000	1,41
140	0,440	0,015	0,5	3000	1,76
150	0,471	0,018	0,5	3000	1,89
160	0,503	0,020	0,5	3000	2,02
180	0,565	0,025	0,5	3000	2,26
200	0,628	0,031	0,5	3000	2,56
224	0,704	0,039	0,6	3000	3,42
250 *	0,785	0,049	0,5	3000	3,18
280	0,880	0,062	0,6	3000	4,28
300 *	0,942	0,071	0,6	3000	4,58
315 *	0,990	0,078	0,6	3000	4,81
355 *	1,115	0,099	0,6	3000	5,41
400 *	1,257	0,126	0,6	3000	6,56
450 *	1,414	0,159	0,7	3000	9,83
500 *	1,571	0,196	0,7	3000	9,54
560 *	1,759	0,246	0,8	3000	12,2
600 *	1,885	0,283	0,7	3000	13,1
630 *	1,979	0,312	0,7	3000	12,0
710 *	2,231	0,396	0,8	3000	15,5
800 *	2,513	0,503	0,8	3000	17,4
900 *	2,827	0,636	0,9	3000	21,7
1000 *	3,142	0,785	0,9	3000	24,1
1120 *	3,519	0,985	0,9	3000	27,0
1250 *	3,927	1,227	0,9	3000	30,2
1400 *	4,398	1,539	1,25	2400	38,4
1500 *	4,712	1,767	1,25	2400	41,1
1600 *	5,027	2,011	1,25	2400	43,8

OL 90° – pressed bend, OLG 90° – pressed bend with seal



OLG

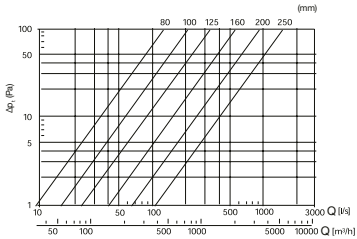

- the fitting is manufactured by pressing.
- ventilation, air conditioning.
- connection to the ductwork using self-tapping screws

Typ	ø přip.
OL (OLG) 90° 80	80
OL (OLG) 90° 100	100
OL (OLG) 90° 125	125
OL (OLG) 90° 150	150
OL (OLG) 90° 160	160
OL (OLG) 90° 180	180
OL (OLG) 90° 200	200
OL (OLG) 90° 250	250

OL 60° – pressed bend, OLG 60° – pressed bend with seal



OLG

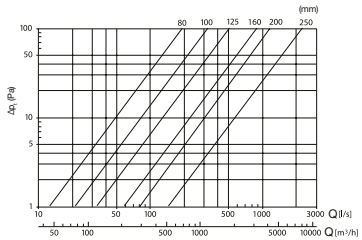

- the fitting is manufactured by pressing.
- ventilation, air conditioning.
- connection to the ductwork using self-tapping screws

Typ	ø přip.
OL (OLG) 60° 80	80
OL (OLG) 60° 100	100
OL (OLG) 60° 125	125
OL (OLG) 60° 150	150
OL (OLG) 60° 160	160
OL (OLG) 60° 180	180
OL (OLG) 60° 200	200
OL (OLG) 60° 250	250

OL 45° – pressed bend, OLG 45° – pressed bend with seal



OLG

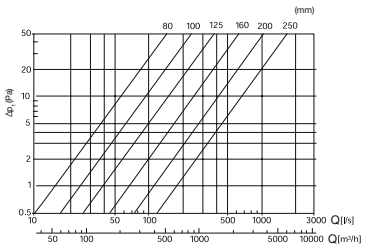

- the fitting is manufactured by pressing.
- ventilation, air conditioning.
- connection to the ductwork using self-tapping screws

Typ	ø přip.
OL (OLG) 45° 80	80
OL (OLG) 45° 100	100
OL (OLG) 45° 125	125
OL (OLG) 45° 150	150
OL (OLG) 45° 160	160
OL (OLG) 45° 180	180
OL (OLG) 45° 200	200
OL (OLG) 45° 250	250

OL 30° – pressed bend, OLG 30° – pressed bend with seal



OLG

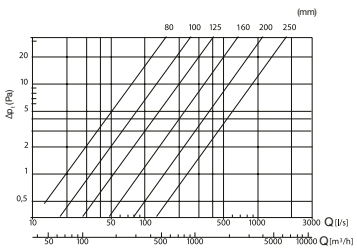

- the fitting is manufactured by pressing.
- ventilation, air conditioning.
- connection to the ductwork using self-tapping screws

Typ	ø přip.
OL (OLG) 30° 80	80
OL (OLG) 30° 100	100
OL (OLG) 30° 125	125
OL (OLG) 30° 150	150
OL (OLG) 30° 160	160
OL (OLG) 30° 180	180
OL (OLG) 30° 200	200
OL (OLG) 30° 250	250

Rigid Ductwork + Fittings

OBJL 90° – single-sided branch, OBJLG 90° – single-sided branch with seal



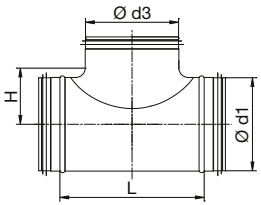

- the fitting is manufactured by pressing.
- ventilation, air conditioning.
- connection to the ductwork using self-tapping screws

Ø d3 [mm]	Ø d1 [mm]																			
	80		100		125		150		160		180		200		224		250		315	
	L	H	L	H	L	H	L	H	L	H	L	H	L	H	L	H	L	H	L	H
80	140	52	126	65	146	75	140	87	140	92	140	102	140	112	140	124	156	137	–	
100	–		170	65	184	78	175	90	184	95	175	105	175	115	175	127	175	140	–	
125	–		–		200	83	215	95	229	100	215	110	215	115	215	132	220	145	220	178
150	–		–		–		260	95	–		–		260	120	–		–		–	
160	–		–		–		–		229	105	260	115	281	125	260	137	256	150	–	
200	–		–		–		–		–		–		265	125	346	137	306	150	306	182
250	–		–		–		–		–		–		–		–		307	150	350	182
315	–		–		–		–		–		–		–		–		–		390	182

OBJL 45° – single-sided branch, OBJLG 45° – single-sided branch with seal



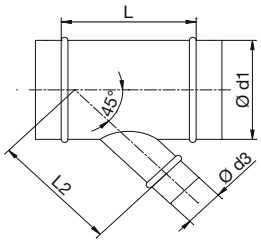

- the fitting is manufactured by pressing.
- ventilation, air conditioning.
- connection to the ductwork using self-tapping screws

Ø d3 [mm]	Ø d1 [mm]																					
	80		100		125		150		160		180		200		224		250		280		300		315	
	L	L2	L	L2	L	L2	L	L2	L	L2	L	L2	L	L2	L	L2	L	L2	L	L2	L	L2	L	L2
80	185	165	185	180	185	195	185	215	185	225	185	240	185	250	–		–		–		–		–	
100	–		210	200	210	220	215	235	215	245	215	260	215	270	215	290	215	305	–		–		–	
125	–		–		250	245	250	260	250	270	250	285	250	295	250	315	250	330	250	355	250	365	–	
140	–		–		–		270	275	270	285	270	300	270	310	270	330	270	345	270	370	270	380	270	395
150	–		–		–		285	285	285	295	285	310	285	320	285	340	285	355	285	380	285	390	285	405
160	–		–		–		–		300	305	300	320	300	330	300	350	300	365	300	390	300	400	300	415
180	–		–		–		–		–		325	340	325	350	325	370	325	385	325	410	325	420	325	435
200	–		–		–		–		–		–		355	370	355	390	355	405	355	430	355	440	355	455
224	–		–		–		–		–		–		–		390	415	390	435	390	455	390	465	390	480
250	–		–		–		–		–		–		–		–		440	455	440	480	440	490	440	505
280	–		–		–		–		–		–		–		–		–		480	510	–		480	535
300	–		–		–		–		–		–		–		–		–		–		510	545	–	
315	–		–		–		–		–		–		–		–		–		–		–		530	570

SV, SVG – internal connectors





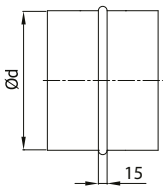

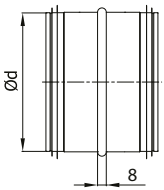

For connecting spiral ducts, fittings, and flexible hoses.

Ordering
d = 160 mm
“SV 160 – internal coupling”
“SVG 160 – internal coupling with seal”

Type	ø přip.	mass [kg]
SV/SVG 80	80	0,1
SV/SVG 100	100	0,2
SV/SVG 125	125	0,2
SV/SVG 150	150	0,2
SV/SVG 160	160	0,3
SV/SVG 180	180	0,3
SV/SVG 200	200	0,3
SV 225	225	0,4
SV/SVG 250	250	0,6
SV 280	280	0,7
SV 315	315	0,9

PROL, PROLG – short axial transitions





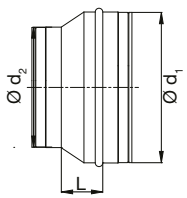

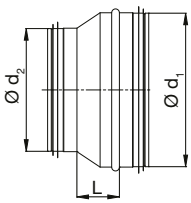

- fitting manufactured by pressing
- seamless design
- connection to ductwork using self-tapping screws
- PROL – short concentric reducer
- PROLG – short concentric reducer with a seal

Ø d_1 [mm]	Ø d_2 [mm]	L [mm]	mass [kg]
100	80	18	0,2
125	80	28	0,2
125	100	22	0,2
150	100	35	0,2
150	125	30	0,2
160	100	37	0,3
160	125	26	0,2
200	100	58	0,4
200	125	46	0,4
200	150	35	0,3
200	160	26	0,3
250	160	53	0,5
250	200	31	0,6
315	160	88	0,8
315	200	68	0,7
315	250	43	0,7