

# WHG KIT, BDOP KIT – fresh air supply elements

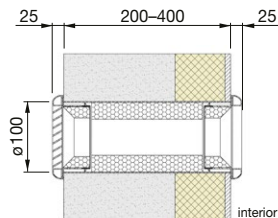
## WHG KIT – inlet element with silencer




BDOP interior supply element



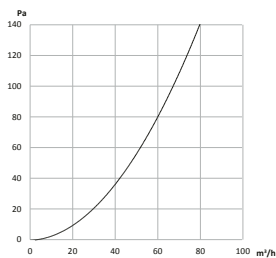
facade grid WHG



Installation of the inlet element into the wall



insertion damper SGD 100



pressure drop (typical values)

The installation of the supply element is carried out in the wall. The element includes an external and internal grille with SGD 100 damper. The grilles are inserted into a circular pipe with a diameter of 100 mm and a length of 200–400 mm. The pressure drop varies with the rotation of the eccentric damping elements.

**Example of order**  
WHG 100 1 ks + BDOP 100 1 ks + SGD 100 1 ks

Type	Flow [m³/h]	Dn,e,w [ctr] [dB]
WHG 100 KIT	60	25

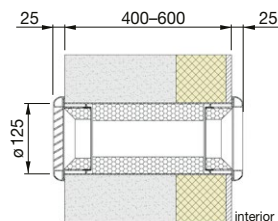
## BDOP KIT – inlet element with silencer



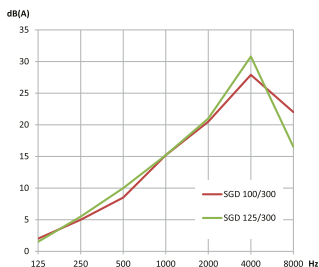
BDOP interior supply element



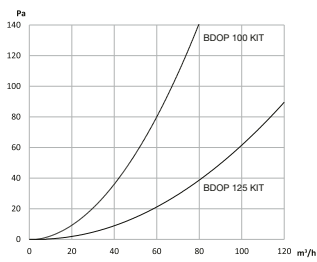
facade grid GAP



Installation of the inlet element into the wall



SGD – insertable silencer, insertable attenuator



pressure drop (typical values)

The installation of the supply element is carried out in the wall. The element includes an external and internal grille with SGD 100/125 silencer. The grilles are inserted into a circular pipe with a diameter of 100/125 mm and a length of 350–1000 mm (type UK-PP 100/350, 125/350, 100/1000 or 125/1000). The plastic pipe is shortened to the required length.

**Example of order**  
GAP 100 1 ks + BDOP 100 1 ks + SGD 100 1 ks + UK-PP 100/1000 1 ks

Type	Flow [m³/h]	Dn,e,w [ctr] [dB]
BDOP 100 KIT	30	25
BDOP 125 KIT	40	26